

an authoritative and up-to-date introduction to the field of orthodontics

an introduction to orthodontics

Third Edition

Laura Mitchell, Consultant Orthodontist, St Luke's Hospital, Bradford, Honorary Senior Lecturer, Leeds Dental Institute, Vice-Dean of the Dental Faculty of the Royal College of Surgeons (2004–6), with contributions from **Simon Littlewood**, **Bridget Doubleday** and **Zarana L. Nelson-Moon**

- Written by the author of the best-selling *Oxford Handbook of Clinical Dentistry*.
- Highly illustrated with over 400 colour photographs and worked case examples.
- Provides practical resources on assessment and an innovative section on orthodontic first aid.

Popular with thousands of students and clinicians, this book is the established introduction to the study and practice of orthodontics. With the increased demand for, and expansion of orthodontic services, this third edition has been updated to provide a comprehensive orientation to current thinking and practice for dental students, orthodontic therapists and dental care professionals.



ONLINE RESOURCE CENTRE:


www.oxfordtextbooks.co.uk/orc/mitchell3e

Hyperlinked bibliography; Orthodontic Assessment Form available to download

Contents:

The Rationale for Orthodontic Treatment; The Aetiology and Classification of Malocclusion; Management of the Developing Dentition; Craniofacial Growth, the Cellular Basis of Tooth Movement and Anchorage; Orthodontic Assessment; Cephalometrics; Treatment Planning; Class I; Class II Division 1; Class II Division 2; Class III; Anterior Open Bite and Posterior Open Bite; Crossbites; Canines; Planning Anchorage; Retention; Removable Appliances; Fixed Appliances; Functional Appliances; Adult Orthodontics; Orthodontics and Orthognathic Surgery; Cleft Lip and Palate and other Craniofacial Anomalies; Orthodontic First Aid

For more orthodontics titles, see page 13



de-mystifies the mechanics of functional and comfortable partial denture design

04

understanding partial denture design

Kenneth Tyson, Formerly Head of the Department of Prosthetic Dentistry, Edinburgh Dental Hospital and School, **Robert Yemm**, Formerly Head of the Department of Prosthetic Dentistry, Dundee Dental Hospital and School, and **Brendan Scott**, Senior Lecturer/Consultant in Restorative Dentistry, Dundee Dental Hospital and School

- Unlocks difficult concepts by means of well explained, simple examples.
- A wealth of line drawings allow stepwise visualisation of mechanical points, and associated design considerations.
- Novel layout provides the reader with a seamless and straightforward account of the subject.

Understanding Partial Denture Design provides a step-by-step, highly illustrated guide to this difficult, but core area of dentistry. A key strength of this book is its ability to demystify the biological and mechanical principles underlying good partial denture design. This will give students and newly qualified dentists the fundamental understanding they need to succeed in this aspect of clinical dentistry.

www.oxfordtextbooks.co.uk/dentistry



ONLINE RESOURCE CENTRE:

www.oxfordtextbooks.co.uk/orc/tyson

Figures from the book available to download

Contents:

GENERAL PRINCIPLES OF PARTIAL DENTURES AND HOW THEY WORK: Why Should Partial Dentures be Provided?; Loads and Levers; Classification of Partial Dentures; Cast Surveying; Support; Connectors; Retention; Indirect Retention; Indirect or Cantilevered Support; Refining the Design; THE PATIENT AND THE DENTURE: Patient Histories and Assessment; Study Casts; Which Teeth to Replace? Design Sequence; Designing for Kennedy Class III Dentures; Designing for Kennedy Class I and II Dentures; Designing for Kennedy Class IV Dentures; SOME PROBLEMS AND SOLUTIONS: Designing Partial Dentures for the Ageing Dentition; New Partial Dentures for the Residual Dentition in Poor Condition; Additions to Existing Partial Dentures; Residual Dentition with Poor Prognosis; Partial Dentures around Difficult Dentitions and Oral Structures; Overdentures and Implants; The Free-End Saddle - further comments; The Shortened Dental Arch; Partial Dentures in Conjunction with Crowns; Some Mechanical Complexities

understanding
partial denture
design

Kenneth Tyson
Robert Yemm
Brendan Scott

November 2006 | 154 pages | Paperback
978-0-19-851092-5 | £35.00

an invaluable source of information for students and practitioners alike

oral and dental trauma in children and adolescents

Second Edition

Graham Roberts, Joint Professor of Paediatric Dentistry, GKT Dental Institute, Kings College, London and **Barry Scheer**, Postgraduate Tutor, Formerly Senior Lecturer in Paediatric Dentistry, Eastman Dental Institute for Oral Health Sciences, London

- Full colour clinical photographs enable students to rapidly identify different types of dental injury.
- Vivid radiographic images illustrate key features of traumatic injury, encouraging students to marry theory with clinical practice.
- Assessment and treatment is presented in a logical sequence, allowing fast and accurate identification of appropriate treatment protocols for optimum healing.

Oral and Dental Trauma in Children and Adolescents provides undergraduates and dental practitioners with the understanding and confidence to enable them to care for younger people who have suffered injuries to the oro-facial structures. Taking a practical approach with many full colour clinical photographs; this comprehensive text covers the care, management and rationale behind the various traumatic dental problems commonly seen in infants, children and adolescents, across the developing dentition.

Contents:

The Problem: classification, epidemiology and aetiology; Investigation of Oro-Dental Injuries; Injuries Affecting the Primary Dentition; Crown Fracture; Response of Pulp Tissue to Traumatic Injury; Crown-Root Fractures; Root Fracture; Luxation Injuries; Non-Vital Immature Teeth: late presentation; Damage to Supporting Tissues; The Prevention of Dental Injuries



an all-in-one text covering all the basic skills required for dental practice

06

essential skills for dentists

Peter Mossey, Professor of Craniofacial Development, University of Dundee Dental School, **Gareth Holsgrove**, Medical Education Adviser, The Royal College of Psychiatrists, **Elizabeth Davenport**, Professor of Dental Education, Bart's and London School of Medicine and Dentistry and **David Stirrups**, Professor of Orthodontics, University of Dundee Dental School

- Divided into three sections: generic skills, discipline specific skills and integrated skills, allowing the reader to dip into self contained chapters and issues.
- Checklists for specific skills or tasks facilitate learning and encourage self assessment.
- Mind maps at the end of each chapter aid revision and retention of facts by visually representing key concepts.

Based around *The First Five Years: A Framework for Undergraduate Dental Education*, *Essential Skills for Dentists* covers all the core skills needed to become a competent dentist. It is written primarily for undergraduate dental students and the newly qualified dentist but will also be of value to medical and dental educationalists. Each chapter is written by a specialist on the topic covered, giving readers expert opinion on key areas of dental practice.

www.oxfordtextbooks.co.uk/dentistry



ONLINE RESOURCE CENTRE:

www.oxfordtextbooks.co.uk/orc/mossey

Checklists of key ideas; Figures from the book available to download; Electronic mind maps

Contents:

GENERIC SKILLS: History Taking and Examination; Ethics and Law, Consent and Professionalism; Communication Skills; Health and Safety; Infection Control in Dentistry; Dental Public Health and Epidemiology; Medical Emergencies; Human Disease and Therapeutics; Pharmacological Management of Pain and Anxiety; The Identification and Behavioural Management of the Dentally Anxious Adult and Child Patient; Dental Radiology and Imaging; Prevention; Patient Referral; Isolation and Moisture Control; Impression-Making – general and special circumstances; Dental Materials Science; DISCIPLINE SPECIFIC SKILLS: Paediatric Dentistry: Treatment of primary and mixed dentition; Pulp Therapy in the Primary Dentition; Paediatric Dentistry: dental trauma; Special Care Dentistry; Orthodontics; Periodontology; Restorative Dentistry; Endodontics; Prosthodontics; Surgical Dentistry; Oral Medicine; Oral Pathology; INTEGRATED SKILLS: Key Skills in Integrated Dental Care; Assessment; Teamwork

OXFORD

Essential skills
for dentists



Peter A. Mossey
Gareth J. Holsgrove
Elizabeth S. Davenport
David R. Stirrups

2006 | 544 pages | Paperback
978-0-19-852619-3 | £27.99

covers all the microbiology required by dentists, from the fundamental principles to clinical practice

essentials of microbiology for dental students

Second Edition

Jeremy Bagg, Professor of Clinical Microbiology, University of Glasgow Dental School, **T. Wallace MacFarlane**, Emeritus Professor of Oral Microbiology, University of Glasgow Dental School, **Ian R. Poxton**, Professor of Microbial Infection and Immunity, University of Edinburgh Medical School and **Andrew J. Smith**, Senior Lecturer in Oral Microbiology, University of Glasgow Dental School

Essentials of Microbiology for Dental Students presents the science of microbiology in a clinical context that is relevant to the safe and effective practice of dental surgery. This book will serve as a core reference text for use throughout all years of the undergraduate dental curriculum, as a refresher course for postgraduate students, and as a continuing source of reference for dentists in clinical practice.

“**Enthusiasm for the subject simply oozes out of every page. This book deserves to be the standard textbook for dental students and dental care professionals; it is quite simply the best around.**”

Dental Update, 2006

Contents:

THE CONCEPT OF MICROORGANISMS;
Bacterial Structure and Physiology; Bacterial Taxonomy;
Bacterial Pathogenicity and Epidemiology; Bacterial
Genetics and Molecular Biology; Viruses; Fungi;
Host Defences; Immunization; Antimicrobial Agents;
Disinfection and Sterilization; Diagnostic Microbiology;
INFECTIONS OF THE SKIN AND SOFT TISSUES;
Genitourinary Tract Infections; Gastrointestinal
Infections; Respiratory Tract Infections; Infections of the
Central Nervous System; Infective Endocarditis and Sepsis
Syndrome; Human Herpes Viruses; Blood Borne Viruses;
THE ORAL MICROFLORA AND DENTAL PLAQUE;
Defence Mechanisms of the Mouth; Dental Caries;
Periodontal Diseases; Infections of the Pulp, Periapical
Tissues and Bone of the Jaw; Salivary Gland Infections;
Oral Fungal Infections; Bacterial and Viral Infections
of the Oral Mucosa; Antimicrobial Agents in Dentistry;
Cross-Infection Control in Dentistry

www.oxfordtextbooks.co.uk/dentistry

Essentials of Microbiology for Dental Students

J. Bagg, T. W. MacFarlane, I. R. Poxton and A. J. Smith

Illustrated by Helen Bagg



Second Edition

2005 | 348 pages | Paperback
978-0-19-856489-8 | £41.99

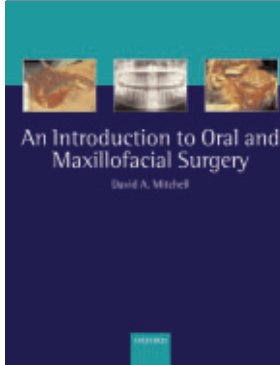
an introduction to oral and maxillofacial surgery

David Mitchell, Consultant Oral and Maxillofacial Surgeon, Mid-Yorkshire Hospitals NHS Trust; Honorary Consultant and Senior Lecturer, Leeds Teaching Hospital Trust; Raven Department of Education Tutor in Oral and Maxillofacial Surgery, Royal College of Surgeons

“The book fulfils eminently its purpose of demystifying the extensive and fascinating scope of this frequently regarded esoteric specialty and for this David Mitchell should be particularly commended.”

British Journal of Oral and Maxillofacial Surgery, 2006

covers every aspect of the discipline in an accessible style



2005 | 380 pages | Paperback
978-0-19-262964-7 | £41.99

principles of endodontics


Second Edition

Michael Manogue, Deputy Director of Dental Studies, Leeds Dental Institute, Shanon Patel, Specialist in Endodontics and Clinical Lecturer, Guy's, King's & Thomas' Dental Institute, London and Richard T. Walker, Formerly Centre Director, International Centre for Excellence in Dentistry, Eastman Dental Institute for Oral Health Sciences, University College London

“Anyone looking for an authoritative and comprehensive revision text covering all aspects of endodontics need look no further.”

BDA News, 2006

a comprehensive, full colour, step-by-step guide to endodontics



2005 | 224 pages | Paperback
978-0-19-850999-8 | £37.99

paediatric dentistry


Third Edition

Edited by **Richard R. Welbury**, Professor of Paediatric Dentistry, University of Glasgow Dental School, **Monty S. Duggal**, Professor of Child Health and Paediatric Dentistry, Leeds Dental Institute and **Marie-Thérèse Hosey**, Senior Lecturer and Honorary Consultant in Paediatric Dentistry, University of Glasgow Dental School

“Paediatric Dentistry is an invaluable resource for both the undergraduate and postgraduate dental clinician. It possesses a great wealth of information; thoughtfully constructed for accessibility and clarity.”

Dental Update, 2006

an essential textbook for the practice of clinical paediatric dentistry



2005 | 456 pages | Paperback
978-0-19-856583-3 | £43.99

pickard's manual of operative dentistry


Eighth Edition

Edwina A. M. Kidd, Emeritus Professor of Cardiology, **Bernard G. N. Smith**, Professor of Conservative Dentistry and **Timothy F. Watson**, Professor of Microscopy in Relation to Restorative Dentistry, all at King's College London

“The authors are to be congratulated on the clear, non-fussy descriptions of techniques throughout the book, and the extremely high quality colour photography which complements the text.”

Dental Practice, 2004

the classic text on operative dentistry



2005 | 224 pages | Paperback
978-0-19-850928-8 | £39.99

essentials of dental caries

The disease and its management

Third Edition

Edwina Kidd, Emeritus Professor of Cariology, King's College London

“The author’s great experience in this field shows through in every page by the easy familiarity with which she explains and expands on this sometimes complicated subject area. I would exhort anyone looking for a starter text on dental caries to buy this book.”

Primary Dental Care, 2006

accessible coverage of dental caries
ideal for students of dentistry,
dental hygiene and dental therapy



Essentials of Dental Caries

Third Edition

Edwina A. M. Kidd

ELSEVIER

2005 | 190 pages | Paperback
978-0-19-852978-1 | £31.99

integrated dental treatment planning

A case-based approach

Elizabeth J. Kay, Dean, Peninsula Dental School, Ann C. Shearer, Consultant in Restorative Dentistry, Dundee Dental School, Andrew M. Bridgman, Honorary Lecturer in Law and Ethics for Dentistry, Turner Dental School, Manchester and Gerald M. Humphris, Chair of Health Psychology, Bute Medical School, University of St Andrews

“This book is inspiring, enjoyable and thought-provoking. It is a must for anyone in dental practice, whether student, new graduate or established practitioner.”

Dental Update, 2006

uses real case studies to
bring dentistry to life



Integrated Dental Treatment Planning

A Case-Based Approach

Elizabeth J. Kay
Ann C. Shearer
Andrew M. Bridgman
and Gerald M. Humphris

ELSEVIER

2005 | 176 pages
978-0-19-852889-0 | Paperback | £25.99

oral pathology


Fourth Edition

J. V. Soames, Professor of Oral Pathology, University of Newcastle upon Tyne and **J. C. Southam**, Emeritus Professor of Oral Medicine and Oral Pathology, University of Edinburgh

“This book should retain its place as ‘essential reading’ in all dental curricula. Although this book is aimed at undergraduate dental students, I would not hesitate to recommend it as a useful book for general dental practitioners and postgraduate students aiming to further their knowledge in the field of oral pathology.”

British Dental Journal, 2005

a compact and readable text for both students and practitioners



2005 | 290 pages | Paperback
978-0-19-852794-7 | £41.99


human disease for dentistry

Farida Fortune, Professor of Oral Medicine, St Bartholomew's and The London School of Medicine and Dentistry

“I found this to be a helpful textbook, with easily accessible information that achieved its objective and would certainly complement other texts on the subject.”

Dental Update, 2005

an introduction to human disease designed specifically for dental students



2004 | 420 pages | Paperback
978-0-19-263163-3 | £31.99


essential dental public health

Blanaid Daly, King's College Medical and Dental School, London, **Richard G. Watt**, Reader, Royal Free and University College Medical School, London, **Paul Batchelor**, Senior Lecturer and Consultant in Dental Public Health, University College London and Eastman Dental Hospital and **Elizabeth T. Treasure**, Professor of Dental Public Health, The Dental School, Cardiff

“This is a cracking little book and will be invaluable not only for undergraduates but also for professions complimentary to dentistry learning about dental public health.”

Open Wide, 2003

a practical and relevant
overview of dental public health



2002 | 372 pages
978-0-19-262974-6 | Paperback | £32.99

tyldesley's oral medicine


Fifth Edition

Anne Field, Senior Lecturer & Honorary Consultant in Oral Medicine, Department of Clinical Dental Sciences, and **Lesley Longman**, Consultant and Honorary Senior Lecturer in Restorative Dentistry, both of Liverpool University Dental Hospital
In collaboration with the late **William Tyldesley**, Former Dean of Dental Studies, University of Liverpool

“I can certainly thoroughly recommend this publication... in my opinion Tyldesley's Oral Medicine would be a useful addition to every general dental practice.”

Dental Update, 2005

a stimulating and thought-
provoking text on oral medicine



2003 | 256 pages | Paperback
978-0-19-263147-3 | £37.99

the prevention of oral disease

Fourth Edition

**John J. Murray, June H Nunn
and James G. Steele**

2003 | 286 pages | Paperback
978-0-19-263279-1 | £37.99

concise, structured and well
illustrated coverage of all
aspects of dental prevention

preparing for dental practice

**Edited by Trevor Burke
and Ruth Freeman**

2004 | 278 pages | Paperback
978-0-19-850864-9 | £27.99

prepares final year
undergraduates for the difficult
transition into primary care

anatomy for dental students

Third Edition

D. R. Johnson and W. J. Moore

1996 | 296 pages | Paperback
978-0-19-262673-8 | £43.99

essential anatomy for
undergraduates and practitioners

diagnosis of the orthodontic patient

F. McDonald and A. J. Ireland

1998 | 280 pages | Paperback
978-0-19-262889-3 | £41.99

the orthodontic patient

Treatment and Biomechanics

A. J. Ireland and F. McDonald

2003 | 352 pages | Paperback
978-0-19-851048-2 | £29.99

oxford handbooks in dentistry

Oxford Handbook of Clinical Dentistry

Fourth Edition

David A. Mitchell and Laura Mitchell
with Paul Brunton

978-0-19-852920-0 | £22.95

Oxford Handbook of Applied Dental Sciences



Crispian Scully

978-0-19-851096-3 | £24.95

Oxford Handbook of Dental Patient Care

Crispian Scully and Athanasios Kalantzis

978-0-19-856623-6 | £29.95



emergencies in dentistry

Medical Emergencies in Dentistry



Nigel Robb and Jason Leitch

978-0-19-852931-6 | £19.95

Head, Neck and Dental Emergencies

Michael Perry

978-0-19-852910-1 | £19.95



I WOULD LIKE TO ORDER (*Please tick for complimentary inspection copies.)

QTY	ISBN	Author	Title	*Insp copy	Amount £

Postage & Packing (see right)					£
					£

DELIVERY DETAILS (For inspection and direct order.)

Title	First Name	Last name
Position		
Department		
University/College		
Course title	No. of students	
Address		
		Postcode
Telephone	Email	

PAYMENT DETAILS

<input type="checkbox"/> I enclose a cheque/PO/bankers draft (payable to Oxford University Press) £		
<input type="checkbox"/> American Express Delta <input type="checkbox"/> Diners <input type="checkbox"/> Electron <input type="checkbox"/> Maestro/Switch <input type="checkbox"/> Master/Eurocard <input type="checkbox"/> Solo <input type="checkbox"/> Visa		
Card No.		Card expiry date /
Course title No. of Debit Card/Switch Issue No. Valid From / Name of card holder		
Address of card holder (if different from above)		
		Postcode
Signature	Date	

ORDER FORM

ORDERING DETAILS

TELEPHONE ORDERS

Tel: +44 (0) 1536 741 727



OUT OF HOURS TELEPHONE

Please telephone 01536 454 534 with your order details, quoting the reference number on the bottom right hand corner of this order form

FAX ORDERS Fax: +44 (0) 1536 454 518

BY EMAIL bookorders.uk@oup.com

BY POST Direct Sales Department, OUP, Saxon Way West, Corby, Northamptonshire, NN18 9ES, UK

POSTAGE AND PACKING CHARGES (INCLUDING VAT)

UK: £3.00 per order Europe: £6.00 per order

Rest of World: £9.00 per order

These rates are correct until further notice.

VAT: In the EC (not UK), please add VAT/sales tax at the local rate to your total order value. UK customers should add VAT for CD-ROM, video, or audio products. Please allow 7 days for delivery in the UK; 28 days elsewhere.

OUP may wish to send you information in the future by post or email regarding other OUP products or services. Please tick here if you do not wish to receive such information.

by post by email

INSPECTION COPY ORDERS

These are available only to academics teaching on courses where the book may be recommended as a course text. To receive your copy, simply complete your course and institution details and return to: Inspection Copies, Higher Education, Marketing, Oxford University Press, Great Clarendon Street, OXFORD, OX2 6DP or email: inspectioncopies.europe@oup.co.uk or telephone + 44 (0)1536 741068

No postage and packaging charges apply to inspection copy orders. For further information please visit our website at www.oxfordtextbooks.co.uk Inspection copies are sent at the discretion of Oxford University Press.

PLEASE QUOTE THIS REFERENCE CODE: AHDENT06

THANK YOU FOR YOUR ORDER