


Palliative Care Scorecard





Nov-08



Metric	Units	Last Yr	Last Mnth	This Mnth	Target	Status	Trend	Graph No.
						R G		
Quality of Care	Time between discharge and when discharge letter completed	%	45	75	61	80		Worse
	Waiting time from referral to assessment							
	Routine	%	96	94	98	80		Better
	Urgent	%	100	100	95	90		Worse
	Emergency	%	100	0	0	100		---
	Data not collected	%	14	9	6	5		Better
	% Deaths on Liverpool Care Pathway on educated wards	%	36	50	41	25		Worse
	% Deaths on Liverpool Care Pathway on non-educated wards	%	4	12	14.6	-		Better
	Non-Clinical Time - Total	Hours	36	82	98	-		---
	Training	Hours	0	45	48	-		---
	Teaching	Hours	36	37	50	-		---
	Other Clinical Time	Hours	10	128	162	-		---
	MDM	Hours	0	122	159	-		---
	Bereavement	Hours	9.5	6.3	3	-		---
Financial and Operational Efficiency	Ethnic Coding	%	97	96	95	90		Worse
	Next of kin	%	95	96	93	90		Worse
	PCT	%	97	98	99	90		Better
	Religion	%	95	96	87	90		Worse
	Community Palliative Care Team	%	92	98	92	90		Worse
	Number of referrals	Number	111	96	84	N/A		---
	Cancer	Number	66	60	57	N/A		---
	Cancer (as a % of Total Referrals)	%	59	63	68	N/A		---
	Non-cancer	Number	44	35	27	N/A		---
	Non-cancer (as a % of Total Referrals)	%	40	36	32	-		Worse
	Age							
	<16	Number	-	-	2	N/A		---
	16-23	Number	-	-	1	N/A		---
	>23	Number	-	-	84	N/A		---
	Number of contacts	Number	580	523	562	N/A		---
	High level	Number	304	274	396	N/A		---
	Medium level	Number	227	173	101	N/A		---
	Low level	Number	19	61	30	N/A		---
	Unknown level	Number	30	15	35	N/A		---
	Contacts by Profession							
	Nurse	Number	127	238	248	N/A		---
	Doctor	Number	230	138	72	N/A		---
	Social Worker	Number	44	34	29	N/A		---
	Joint Visit	Number	105	58	54	N/A		---
	All Team	Number	50	40	50	N/A		---
	Unknown/Other Professional	Number	24	15	113	N/A		---
	Total duration of contacts	Hours	455	425	424	N/A		---
	Contact with Patient	Hours	284	243	233	N/A		---
	Contact with Relative	Hours	69	68	71	N/A		---
	Contact with Hospital	Hours	83	92	95	N/A		---
Contact with Community	Hours	19	30	26	N/A		---	
Variance to budget (YTD)	£000	51,504	70,606	46,935	0		Worse	
Pay Variance	£000	43,509	54,069	29,783	N/A		Worse	
Non pay variance	£000	5,779	19,329	19,883	N/A		Better	
Staff Capability	Appraisals Complete (YTD)	Number	8	2	2	10		---
	Sickness & Absence (Rolling YTD)	%	2.2	7.8	7.7	3.3		Better
	Syringe driver training - Number Outstanding (YTD)	Number	7	7	7	0		---
	Infection control training - Number Outstanding (YTD)	Number	1	9	9	0		---
	Manual handling - Number Outstanding (YTD)	Number	3	8	7	0		---
	Basic life support - Number Outstanding (YTD)	Number	5	10	6	0		---
Consent Training - Number Outstanding (YTD)	Number	5	4	4	0		---	

 Child Protection Training
Safeguarding adult training

Number - - 5 0
Number - - 14 0

		---
		---