
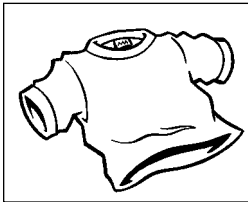




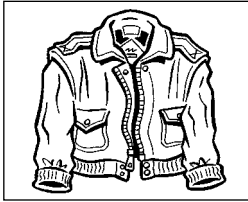


WORKSHEET 6 Shopping

Task 1

Work in pairs. Secretly choose three of the items. Take turns asking Yes/No questions to find out which items your partner chose.



Examples: Is it made of metal?

It is soft?

Is it square?

Is it big?

Is it expensive?

Task 2

Work in pairs.

Student A: You are a salesperson in a department store.

Student B: You are a customer. Ask for the items above.

Examples: **A:** Can I help you with anything?

B: Yes. I'd like to try these on in a large.

A: Here you are... How do they feel?

B: Perfect, but do you have them in black?

A: Yes, let me get them for you.

B: Thanks.

A: Is there anything I can help you with?

B: Yes. I really like this lamp. Do you have it in gold?

A: No, we only have it in silver.

B: Oh, that's too bad. I really wanted a gold one.

A: Let me show you this one. The style is not that different. What do you think?

B: Well, I guess that would work. I'll take it.