

**Aa**



**Adam**

**Bb**



**Baz**

**Cc**



**coat**

**Dd**




**dog**

**Ee**



**egg**

**Ff**



**fig**

**Gg**



**give**

**Hh**




**hand**

Ii



insect

Jj




Jig

Kk



kite

Ll



lemon

Mm



moon

Nn



nut

Oo



ostrich

Pp



Pat

Qq



quiet

Rr



run

Ss




sing

Tt



Tess

Uu



up

Vv



van

Ww



walk

Xx



fox

Yy



yo-yo

Zz



zebra

## Instructions

Play this memory game with the letter cards to give your child further practice in phonics and letter recognition. 2-4 people can play.

- 1 To prepare the game, print 2 sets of cards, cut along the dotted lines, and select 6-10 cards from each set. You must select the same cards from each set.
- 2 Shuffle the cards you chose and place them face down on a flat surface.
- 3 The first player turns over two cards, saying the letters and naming the picture (for example, 'k for kite and d for dog').
- 4 If they are a pair (k for kite and k for kite!), the player keeps the cards and has another turn. If not, the cards are turned back over and the next player has a turn.
- 5 Continue, taking turns, until all pairs are found. The winner is the player with the most cards. The game can be repeated with different cards selected each time.