


1 Name _____ Klasse _____

Alphabetical order

Want to be able to use your dictionary faster? Then practise putting words into alphabetical order – including words whose first two or three letters are the same!

1 First names in alphabetical order

Here are six students. Write their names in alphabetical order.



1 _____ 2 _____ 3 _____
 4 _____ 5 _____ 6 _____

*** TIP**
 If the first letters are the same, look at the second letters. If the second letters are the same, look at the third, etc.

2 Family names in alphabetical order

Can you now write these surnames in alphabetical order?



1 _____ 1 _____ 1 _____
 2 _____ 2 _____ 2 _____
 3 _____ 3 _____ 3 _____
 4 _____ 4 _____ 4 _____

2 Name _____ Klasse _____

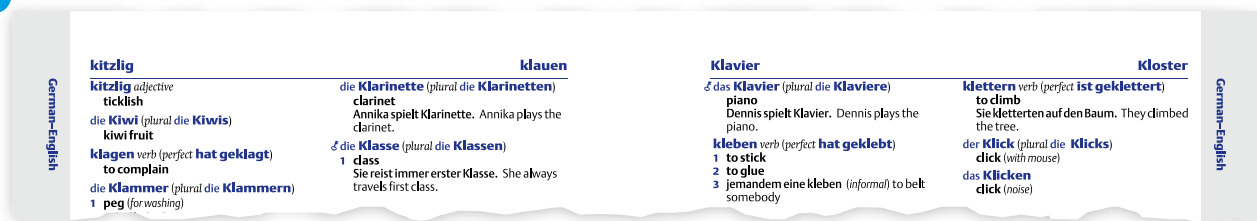
Catchwords

Trawl through your dictionary entry by entry if you like, but those in the know use the catchwords at the top of each page to locate the right page quickly.

Use Your Dictionary

i At the top of the page in your dictionary are the first and last words on the two pages – the catchwords or guidewords. They help you find words faster. On these two pages you'll find any word which is in alphabetical order between *kitzlig* and *Kloster*. On these pages

- ▶ you'll find *Klang*
- ▶ you won't find *Klugheit*.



1 Two pages of the dictionary

- ▶ Would you find the following six words on these pages of the dictionary?
- ▶ Look the words up and write what they mean in English.

	ja / nein	Englisch
1 Klingel	ja	bell
2 Klatsch	_____	_____
3 Knall	_____	_____
4 Kirsche	_____	_____
5 klagen	_____	_____
6 Klippe	_____	_____

2 Break the code!

- ▶ Break the code by putting the letters of each word in alphabetical order to make a German word. The first one has been done for you.
- ▶ Now look up the German words in your dictionary. What do they mean in English?

*** TIP**
Use the catchwords to help you locate the right dictionary page!

	1 REBA		aber		but
	2 NINGEB		_____		_____
	3 SNIET		_____		_____
	4 TROD		_____		_____
	5 ETBE		_____		_____

3 Name _____ Klasse _____

Find that verb

Your German textbook tells you what to do – so it uses lots of verbs. How can you find these verbs in the dictionary? That's what this page will show you!

Use Your Dictionary

i Here's a typical instruction in your textbook:

Arbeite mit einem Partner oder einer Partnerin!

Arbeite is a verb. In the dictionary, verbs are listed in a form which is called the infinitive. The infinitive of **arbeite** is **arbeiten**; so, in the dictionary, you'll find:

arbeiten verb to work

Almost all verbs have infinitives which end in **-en**.

'Arbeite'?
I can't find it in the dictionary!



Verbs in your textbook

Read the textbook instructions. Look up the verbs in your dictionary, then write what the instructions mean in English.

***TIP**
What does the rest of the sentence apart from the verb mean? You can probably make a sensible guess! If not, use your dictionary.

	textbook	verb	translation
e.g.	Prüfe deine Antworten!	prüfen verb to check	Check your answers.
1	Korrigiere <u>deine</u> Antworten!	_____	_____
2	<u>Unterstreiche</u> die richtige Antwort!	_____	_____
3	Benutze <u>ein</u> Wörterbuch!	_____	_____
4	Finde vier <u>Adjektive</u> !	_____	_____
5	Lerne <u>die</u> Vokabeln!	_____	_____
6	Schreib einen Brief auf <u>Deutsch</u> !	_____	_____

► The ten bold letters make up a ten-letter word in English. What is it and what does it mean?

The _____ is the form of _____.

The dictionary gives you special help with these two verbs. Make use of it!

4 Name _____ Klasse _____

To be or to have: that is the question

Use Your Dictionary

i *plays/played* are parts of the verb *to play* – that’s obvious.
is/are/am/were are parts of the verb *to be* – that’s less obvious, isn’t it!

In fact, the verbs *to be* and *to have* are irregular in many languages, and that includes German! For this reason, the dictionary lists many different forms of these verbs, and not only the infinitives **sein** (*to be*) and **haben** (*to have*). For example:

A German exchange student writes: *Mein Vater ist Deutscher.* *Er hat ein rotes Auto.*

- Look up the verbs and you’ll be referred to the *infinitives*:

ist verb ▷ **sein**

hat verb ▷ **haben**

- Look up the infinitives and you’ll find:

sein verb ▷ **to be**

haben verb ▷ **to have**

- So the sentences mean:

▷ My father is German.

▷ He has a red car.

A form for an exchange student

Look up the underlined verbs in the dictionary. Follow the ▷ symbol to the right verb. Then translate into English what the exchange student has written.

*** TIP**

The blue section in the middle of your dictionary has all the parts of the verbs:

haben (*to have*) page 366 **sein** (*to be*) page 367

<i>diätetische Indikationen / dietary information</i>	
Ich <u>bin</u> Vegetarierin.	I _____ a vegetarian.
Ich <u>habe</u> keine Allergien.	I _____.
<i>Auskünfte über die Familie / information about the family</i>	
Meine Mutter <u>ist</u> Architektin.	My mother _____.
Sie <u>hat</u> ein Büro in der Stadt.	She _____.
Meine Brüder <u>sind</u> unartig.	My _____.
<i>Fragen für deinen Partner oder deine Partnerin / questions for your partner</i>	
<u>Hast</u> du Haustiere?	Do you _____?

5 Name _____ Klasse _____

Are you dictionary-literate? Then these two activities won't take you long. As you do them, you'll be practising and refining your dictionary skills.

Test yourself!

1 Crack the code

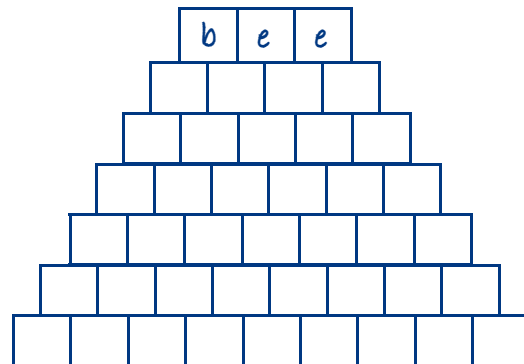
Here are the names of seven animals written in German code. Can you crack the code, then use your dictionary and write the names of the animals in German and English?

auf Deutsch:

- 1 AHDMD
- 2 GZRD
- 3 ZCKDQ
- 4 DRDK
- 5 CDKEHM
- 6 HFDK
- 7 RBGLDSSDQKHMF

BIENE

auf Englisch:



2 The human body

- ▶ Find the German words in the dictionary. Check their gender and write *der*, *die* or *das* in front of the words as appropriate.
- ▶ Check the meaning of the words, then link them to the right part of the figure. Then write the right English words in the grid.

1 das Bein

4 ___ Hals

6 ___ Mund

8 ___ Brust

9 ___ Hand

10 ___ Ellbogen

2 ___ Nase

5 ___ Knie

7 ___ Zunge

3 ___ Schulter

